


# T/RH IP67 Sensor with Outdoor Radiation Shield



Outdoor Radiation Shield prevents false readings and improves accuracy of the temperature and relative humidity measurements in the outdoor environment. Can be placed in harsh environmental conditions due to its IP67 rating. This device, belonging to the PRO sensor series, includes Aranet Sub-GHz ISM band radio which wirelessly transmits sensor measurements to the Aranet PRO base station.

## Product numbers

Product number	Radio band	To be used in
TDSPT802.0RS	EU868	European Union
TDSPT8U2.0RS	US920	United States of America, Canada, South America, Australia, New Zealand
TDSPT8U2.0RS	AS923	BRN, KHM, HKG, IDN, LAO, TWN, THA, VNM, MYS, SGP
TDSPT8J2.0RS	JP923	Japan
Not available	KR923	South Korea

## Sensor performance

### General notes

- 95 % of the sensors perform within the specified accuracy limits at the time of purchase, assuming they are in an equilibrium state. For evaluation of the total measurement error, long-term drift has to be taken into account.
- Measurement time constant  $\tau$  is determined at 1 m/s airflow. This constant refers to the time it takes for the sensor reading to reach 63 % of a new steady-state value in response to a step change in the environment. It essentially represents the speed at which the sensor adjusts to changes in the measured quantity.

### Temperature

Range	-40–60 °C	-40–140 °F
Resolution	0.1 °C	0.1 °F
Accuracy	±0.3 °C	±0.5 °F
Long-term drift	0.03 °C/year	0.05 °F/year
Time constant $\tau$	8 min	

## Relative Humidity

Range	0–100 %
Resolution	0.1 %
Accuracy	±2 %
Long-term drift	0.5 %/year
Time constant $\tau$ (63 %)	TBD

- Provided accuracy is relevant for the relative humidity measurement range 0–80 % at 23 °C (73 °F).
- Long-term drift value is provided at laboratory conditions: 23 °C (73 °F) and 30–70 % relative humidity. In significantly different conditions, higher long-term drift might occur.
- Long-term exposure to high humidity conditions (>80 %, especially condensing atmosphere) might temporarily increase the relative humidity reading above the actual value. To rectify this, it's advisable to dry the sensor in an environment with low relative humidity.

## General specifications

Ingress protection rating	IP67	
Maximum operating temperature	-40–60 °C	-40–140 °F
Dimensions	∅107×182 mm, length 294 mm	∅4.21×7.09 in, length 11.57 in
Weight (incl. battery)	880 g	31.04 oz
Enclosure materials	ASA plastic, AISI 304 alloy	
Power supply	1 pc AA battery	
Packaging includes	1 pc AA alkaline battery, mounting bracket, assembly screws set	

## Battery lifetime

Measurement interval	Alkaline battery lifetime	Lithium battery lifetime
1 min	1.8 years	2.3 years
2 min	3.4 years	4.7 years
5 min	6.9 years	10 years
10 min	10 years	>10 years

- Battery lifetime data has been obtained by mathematical extrapolation and is provided for descriptive purposes only and is not intended to make or imply any guarantee or warranty.
- Battery lifetime tests and calculations performed assuming device is at 20 °C (68 °F) and using *Fujitsu Premium LR6G07* (alkaline) and *Energizer Ultimate Lithium L91* (lithium) AA batteries as reference.
- The operating temperature range may vary based on the battery type used. Generally, the range for alkaline batteries is between -20–50 °C (-4–122 °F), whereas for lithium batteries, it is -40–60 °C (-40–140 °F).

## Aranet radio parameters

Line of sight range	3 km	1.9 mi
Transmitter power	14 dBm	25 mW
Data transmission interval	1, 2, 5 or 10 min	
Data protection	XXTEA encryption	

- Specifically for JP923 radio band, reduced transmitter power of 13 dBm (20 mW) is used.

## Aranet radio bands and channels

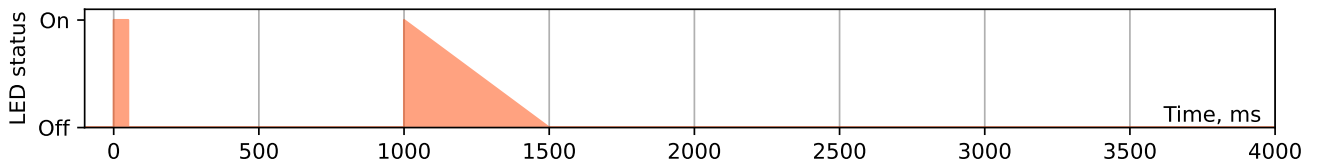
Radio band	Channel 1	Channel 2	Channel 3	Channel 4
EU868	868.1 MHz	868.3 MHz	868.5 MHz	—
US920	917.3 and 922.9 MHz	917.5 and 923.1 MHz	917.7 and 923.3 MHz	917.9 and 923.5 MHz
AS923	923.1 MHz	923.3 MHz	—	—
JP923	923.0 MHz	923.4 MHz	—	—
KR923	923.1 MHz	923.3 MHz	—	—

- This table outlines the radio channels utilized by Aranet Sub-GHz radio technology for transmitting sensor data to the base station, complying with the legislation in various regions. To determine availability of this product in your region and the corresponding channels used, refer to the *Product numbers* table at the beginning of this document.

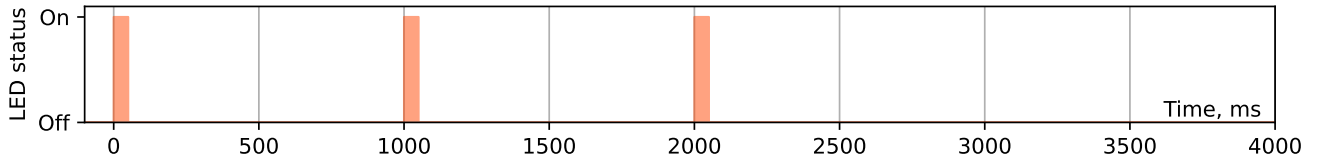
## Pairing process description

As part of the Aranet PRO product series, this device enables wireless sensor reading transmission to the Aranet PRO and PRO Plus base station. Here's how to pair the sensor with the base station:

- **Preparing for pairing:** Place the sensor within 20 m (60 ft) of the base station during pairing. Once paired, it can communicate over a much greater distance (up to 3 km / 1.9 mi line of sight).
- **Power off the sensor:** If the sensor comes with a battery-disconnect pull tab, leave it in place for now. For battery-powered sensors that are already on, open the casing and remove the battery for at least 20 seconds. If the sensor uses a power supply, unplug it. For newer hardware versions, locate the PAIRING button on the sensor PCB which can be used to initiate pairing without the removal of battery.
- **Start the pairing process:** Access the SENSORS menu in the base station Web GUI. Set the measurement interval and select PAIR SENSOR to start the pairing process.
- **Power on the sensor:** Within 2 minutes, pull the battery tab, reinsert the battery, connect the power supply, or press the PAIRING button to initiate pairing.
- **Confirm successful pairing:** A successful pairing is indicated by the sensor appearing in the Web GUI and a specific LED blink sequence on the sensor PCB (one to three short blinks followed by a longer fade-out blink of the LED):



- **Troubleshooting:** If pairing fails, the sensor won't appear in the Web GUI, and the LED blink sequence will consist only of three short blinks. In this case, repeat the process closer to the base station.



- **Final setup:** After successful pairing, customize parameters like name and tags in the Web GUI. Close the sensor casing and install it in the desired location.

## Important notes

- Device is qualified to work properly within ambient clean air. Qualification for use in harsh environment is the duty of the user of the sensor. Exposure to volatile organic compounds, acids or bases, etching substances such as  $H_2O_2$ ,  $NH_3$ , shall be avoided.

## Compliance information

**CE** Conformité Européenne

**FC** Federal Communications Commission (USA)

**IC** Innovation, Science and Economic Development Canada